

Information on how to make a payment for the commuter pass.

The update period is the 16th to the end of the month.

For those General public.

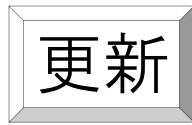
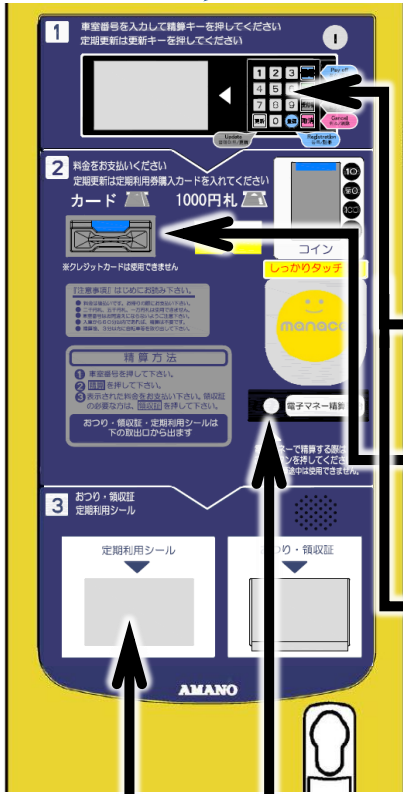
For those High school students and under, University students and eligible for exemption.

The payment for the commuter pass can be made from the afternoon of the following day. (If the next day is a holiday, the next business day)

Please bring your commuter pass purchase card and your student ID or certificate to the nearest management office.

Payment is made at the payment machine (see left image) in the bicycle parking lot.

* Please check at your local management office or on the website for the locations of the update machines.



Press the update button.



Insert the commuter pass.



Enter the number of the period you wish to update.

1 MONTH UPDATE → 1 3 MONTHS UPDATE → 3
6 MONTHS UPDATE → 6

* For student commuter passes, student ID cards must be verified every year. In addition, renewals can not be made beyond the month of planned graduation.
* For those eligible for exemption, certificates must be verified in designated month. Please complete the verification process in advance at the local office.

Please pay with Transportation IC card or cash.

(Only 1,000 yen bills or coins can be used)

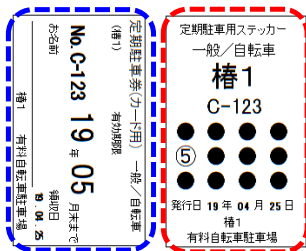


Payment with Transportation IC card is recommendable.

Press the payment start button under the transportation IC card reader.

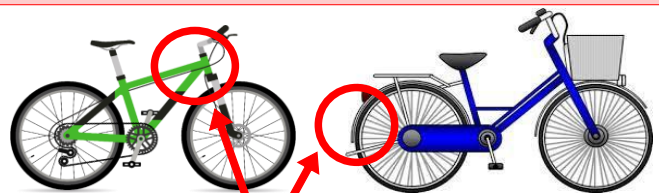
* The transportation IC card can be used such as Kitaca, PASMO, Suica, manaca, TOICA, ICOCA, hayakaken, nimoca, SUGOCA.

Sticker will be issued and your commuter pass purchase card will be returned.



Please keep this side until the next update. Don't affix it on your commuter pass.

Please affix the "Right Side" sticker to be a visible location, such as the mudguard of your bicycle (see the image below), and park your bicycle in the designated area.



Please affix it in a place where it is easily visible when parking your bicycle.



Required for next update. If you use the gate parking lot, you will need this commuter pass when entering and exiting the parking lot.

